

mod. **WDE-K30**
Woltmann type



Mod. WDE-K30

Woltmann orizzontale a tamburo estraibile. Orologeria sigillata a trascinamento magnetico a lettura diretta su rulli numeratori. Anello orientabile su 360°. Utilizzo per industria ed irrigazione. Predisposizione per dispositivo lancia impulsi (applicabile anche dopo installazione). Materiali di prima qualità resistenti alla corrosione.

Mod. WDE-K30

Horizontal Woltmann with interchangeable insert. Sealed counter mechanism with magnetic transmission. Direct reading on numerical rolls. Ring can rotate 360°. Utilised for industry and irrigation. Pre-disposed for impulse switch (mountable even after installation). First quality materials resistant to corrosion.

Mod. WDE-K30

Woltmann horizontal de tambor extraíble. Relojería sellada de arrastre magnético y lectura directa en los rodillos numerados. Anillo orientable a 360°. Utilización en industria y riego. Predisposición para dispositivo lanza impulsos (aplicable incluso tras la instalación). Materiales de primera calidad y resistentes a la corrosión.

Mod. WDE-K30

Compteur à hélice horizontale type Woltmann à tambour extractible, mécanisme de comptage étanche à transmission magnétique, lecture directe sur rouleaux numériques, bague orientable à 360°, utilisé pour l'industrie et l'irrigation, pré-équipé pour dispositif lance impulsions (équipement possible après installation), construction en matériaux de première qualité résistants à la corrosion.

Mod. WDE-K30

Horizontaler "Woltmann" mit herausziehbarer Trommel. Versiegeltes Uhrwerk mit Magnetmitnahme. Direktablesung auf Zahlrollen. Um 360 Grad schwenkbarer Ring. Nutzbar für Industrie und Bewässerung. Vorbereitung für Impulsgebervorrichtung (auch nach der Installation anbringbar). Qualitativ hochwertige korrosionsfeste Materialien.

Мод. WDE-K30

Турбинный счётчик типа Woltmann, горизонтальная установка, с вынимающимся измерительным механизмом. Герметический часовой механизм, механическая трансмиссия, прямое считывание на ролики – числители. Вращаемое на 360 ° кольцо. Пригоден к упортеблению в промышленных и ирригационных системах. Подготовка к импульсному выходу (возможна и после установки счётчика). Первокачественные, коррозионно-стойкие материалы.

Caratteristiche tecniche - Technical features

Calibro Size	mm	50	65	80	100	125	150	200
Portata massima Max flow rate	m ³ /h	30	50	80	120	200	300	500
Portata nominale Nominal flow	m ³ /h	15	25	40	60	100	150	250
Portata di transizione Transition flow rate	m ³ /h	3	5	8	12	20	30	50
Portata minima Min flow	m ³ /h	0,45	0,75	1.2	1.8	3	4.5	7.5
Max temperatura Max temperature	°C	30	30	30	30	30	30	30
Max pressione di lavoro Max working pressure	bar	16	16	16	16	16	16	16
Max lettura quadrante Max reading dial	m ³	9.999.999	9.999.999	9.999.999	9.999.999	99.999.999	99.999.999	99.999.999
Min lettura quadrante Min reading dial	L	2	2	2	2	20	20	20
Classe metrologica Class	H	B	B	B	B	B	B	B
Classe metrologica Class	V	A	A	A	A	A	A	A

Lettura diretta a rulli numeratori
Immediate reading by numerical rolls

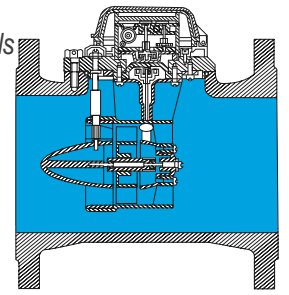
Acqua fredda 0°- 30°C
Cold water 0°- 30°C

Trascinamento magnetico
Magnetic transmission

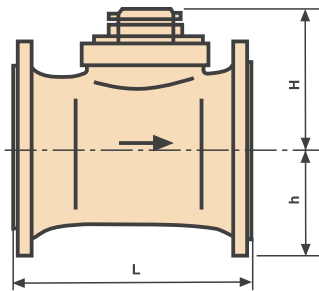
Tamburo estraibile
Removable insert

Dispositivo di regolazione esterna
External regulation device

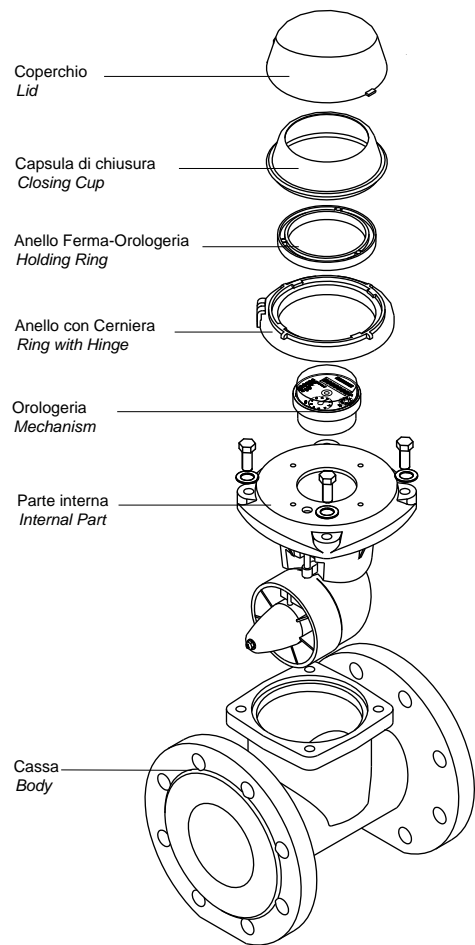

Dispositivo lancia impulsi su richiesta
Impulse reader device on request



Dimensioni e pesi Dimensions and weights



Quadrante Dial



Calibro Size	mm	50	65	80	100	125	150	200
L	mm	200	200	225	250	250	300	350
H	mm	125	126	172	172	172	172	201
h	mm	75	83	95	105	120	135	160
Pesi Weights	Kg	12,5	14	15	18	20	31,5	46

Flange UNI EN 1092-1:2007 PN 16

Curva tipica degli errori Typical error curve

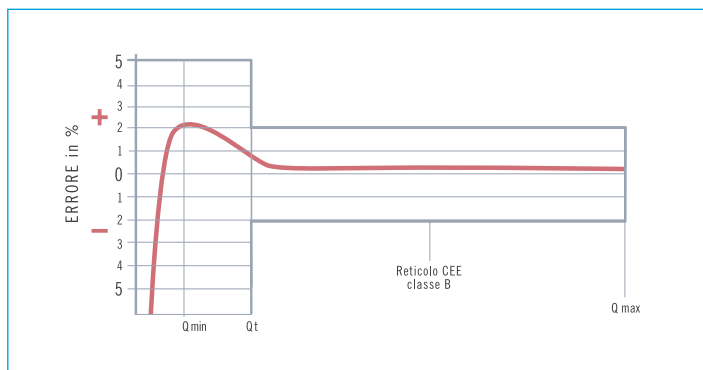


Diagramma perdite di carico Loss of head diagram

